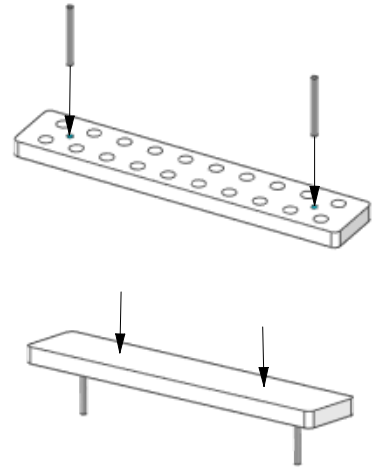


## Coater20 for Enteric coating Visual instructions

Coating quality depends on the user.  
 Feton is not responsible in case of  
 incorrect coating.

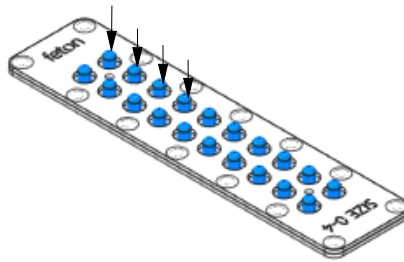
1. Fill the capsules in the usual way and close them.
2. Push the capsules into the holes in the coating plate, all in the same direction.
3. Fill the rubber box with enteric solution (adjust the level depending on the size of capsules used).
4. Soak the capsules in the solution, ensuring that they are immersed above the joint formed by the bottom and top of the capsule. Drain the capsules.
5. While keeping the capsules facing down, place the coating plate on the support and allow to dry for 10 minutes.
6. Repeat steps 3 to 5 once more to obtain two layers of coating.
7. Once dry, push the capsules with the provided support so that the half that is not yet covered with enteric solution is ejected.
8. Repeat steps 3 to 5 twice, to obtain two layers of coating.
9. The capsules are now gastro-resistant



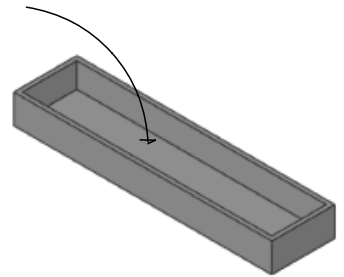
1



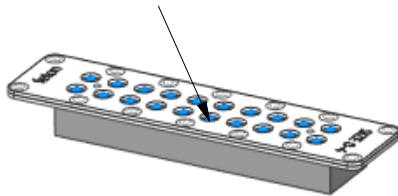
2



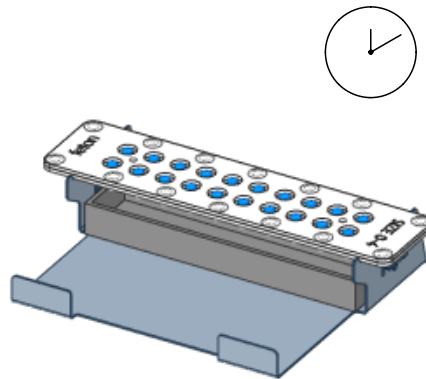
3



4



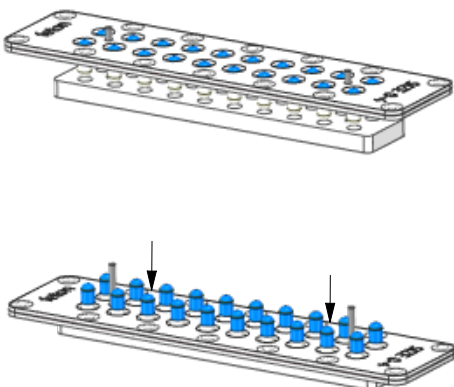
5




6

Repeat steps 3 - 4 - 5

7



8



Repeat steps 3 - 4 - 5 X 2

9

